A.A.H PLAST LTD

Plastic & F.R.P works for industry

A.A.H. Plast Ltd.

Plastic and fiberglass works

Pipe Fittings Catalog

© All rights reserved A.A.H. Plast Ltd.

Pipe Fittings Catalog

Butt Welding (B.W)

Fabricated Bend 4

Material: HDPE
Standard: ISO4427, EN12201
Diameters: 400 to 800 mm

Fabricated Bend 5

Material: HDPE
Standard: ISO4427, EN12201
Diameters: 400 to 800 mm

Fabricated Bend 6

Material: HDPE
Standard: ISO4427, EN12201
Diameters: 400 to 800 mm

Fabricated Bend 7

Material: HDPE
Standard: ISO4427, EN12201
Diameters: 400 to 800 mm

Fabricated Tee 9-10

Material: HDPE
Standard: ISO4427, EN12201
Diameters: 400 to 800 mm

Reducer, Stubend, Flange 12-15

Material: HDPE
Standard: ISO4427, EN12201

Maximum Allowable Working Pressure (PFA) and Pressure Reduction Factor (*f*B)

When designing piping components, the maximum allowable working pressure (PFA) must be considered. This value is determined based on the nominal pressure of the pipe (PN pipe) and the pressure reduction factor (*f*B), which depends on the component's characteristics and manufacturing method.

Calculation of maximum working pressure: PFA = PN pipe x *f*B

Explanations:
PFA – Maximum allowable working pressure (bar).
PN pipe – the nominal pressure of the pipe.
***f*B – The pressure reduction coefficient of the component.**

How to use the pressure reduction coefficient?
Each component in the catalog is indicated with *f*B, which should be used to calculate the actual working pressure. This data helps in the correct selection of components while meeting engineering requirements and ensuring system reliability.

A.A.H PLAST LTD

Plastic & F.R.P works for industry

Fabricated fittings

Bends

© All rights reserved A.A.H. Plast Ltd.

Fabricated Bend

r = 1.5 x d1 | 90°

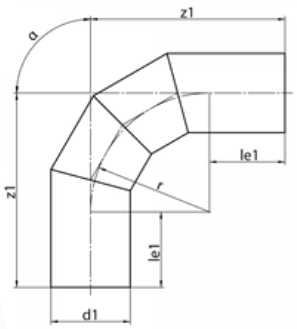

Features:

Material: HDPE
SDR: 11, 13.6, 17, 21
Standard: ISO4427, EN12201
Diameters: 400 to 800 mm
Uses: Piping systems in industry and infrastructure.

ƒB = 0.8

SDR11	SDR13.6	SDR17	SDR21				
SKU	SKU	SKU	SKU	**d1 [mm]**	**le1 [mm]**	**z1 [mm]**	**r [mm]**
E4001190	E40013690	E4001790	E4002190	**400**	300	900	600
E4501190	E45013690	E4501790	E4502190	**450**	300	975	675
E5001190	E50013690	E5001790	E5002190	**500**	350	1100	750
E5601190	E56013690	E5601790	E5602190	**560**	350	1190	840
E6301190	E63013690	E6301790	E6302190	**630**	350	1295	945
E7101190	E71013690	E7101790	E7102190	**710**	350	1415	1065
E8001190	E80013690	E8001790	E8002190	**800**	350	1550	1200

Additional materials, dimensions and working pressures are available upon request.

Tolerance +/- 2°

$$\text{Wall thickness} = \frac{\text{Outer diameter}}{\text{SDR}}$$

Fabricated Bend

r = 1.5 x d1 | 60°

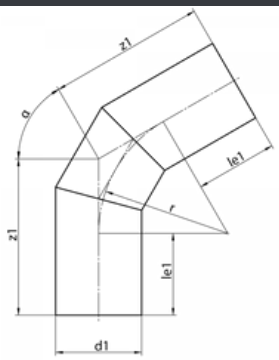

Features:

Material: HDPE
SDR: 11, 13.6, 17, 21
Standard: ISO4427, EN12201
Diameters: 400 to 800 mm
Uses: Piping systems in industry and infrastructure.

ƒB = 0.8

SDR11	SDR13.6	SDR17	SDR21				
SKU	SKU	SKU	SKU	**d1 [mm]**	**le1 [mm]**	**z1 [mm]**	**r [mm]**
E4001160	E40013660	E4001760	E4002160	**400**	300	646	600
E4501160	E45013660	E4501760	E4502160	**450**	300	690	675
E5001160	E50013660	E5001760	E5002160	**500**	350	783	750
E5601160	E56013660	E5601760	E5602160	**560**	350	835	840
E6301160	E63013660	E6301760	E6302160	**630**	350	896	945
E7101160	E71013660	E7101760	E7102160	**710**	350	965	1065
E8001160	E80013660	E8001760	E8002160	**800**	350	1043	1200

Additional materials, dimensions and working pressures are available upon request.

Tolerance +/- 2°

$$\text{Wall thickness} = \frac{\text{Outer diameter}}{\text{SDR}}$$

Fabricated Bend

r = 1.5 x d1 | 45°

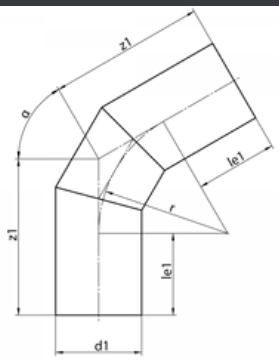

Features:

Material: HDPE
SDR: 11, 13.6, 17, 21
Standard: ISO4427, EN12201
Diameters: 400 to 800 mm
Uses: Piping systems in industry and infrastructure.

ƒB = 0.8

SDR11	SDR13.6	SDR17	SDR21				
SKU	SKU	SKU	SKU	**d1 [mm]**	**le1 [mm]**	**z1 [mm]**	**r [mm]**
E4001145	E40013645	E4001745	E4002145	**400**	300	549	600
E4501145	E45013645	E4501745	E4502145	**450**	300	580	675
E5001145	E50013645	E5001745	E5002145	**500**	350	661	750
E5601145	E56013645	E5601745	E5602145	**560**	350	698	840
E6301145	E63013645	E6301745	E6302145	**630**	350	741	945
E7101145	E71013645	E7101745	E7102145	**710**	350	791	1065
E8001145	E80013645	E8001745	E8002145	**800**	350	847	1200

Additional materials, dimensions and working pressures are available upon request.

Tolerance +/- 2°

$$\text{Wall thickness} = \frac{\text{Outer diameter}}{\text{SDR}}$$

Fabricated Bend

r = 1.5 x d1 | 30°

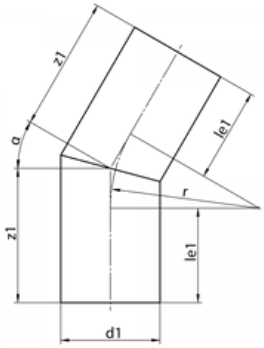

Features:

Material: HDPE
SDR: 11, 13.6, 17, 21
Standard: ISO4427, EN12201
Diameters: 400 to 800 mm
Uses: Piping systems in industry and infrastructure.

ƒB = 0.8

SDR11	SDR13.6	SDR17	SDR21				
SKU	SKU	SKU	SKU	**d1 [mm]**	**le1 [mm]**	**z1 [mm]**	**r [mm]**
E4001130	E40013630	E4001730	E4002130	**400**	300	461	600
E4501130	E45013630	E4501730	E4502130	**450**	300	481	675
E5001130	E50013630	E5001730	E5002130	**500**	350	551	750
E5601130	E56013630	E5601730	E5602130	**560**	350	575	840
E6301130	E63013630	E6301730	E6302130	**630**	350	603	945
E7101130	E71013630	E7101730	E7102130	**710**	350	635	1065
E8001130	E80013630	E8001730	E8002130	**800**	350	672	1200

Additional materials, dimensions and working pressures are available upon request.

Tolerance +/- 2°

$$\text{Wall thickness} = \frac{\text{Outer diameter}}{\text{SDR}}$$

A.A.H PLAST LTD

Plastic & F.R.P works for industry

Fabricated fittings

Tee & Cross

© All rights reserved A.A.H. Plast Ltd.

Fabricated Tee

90°

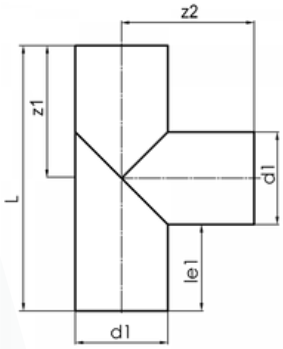

Features:

Material: HDPE
SDR: 11, 13.6, 17, 21
Standard: ISO4427, EN12201
Diameters: 400 to 800 mm
Uses: Piping systems in industry and infrastructure.

ƒB = 0.6

SDR11	SDR13.6	SDR17	SDR21					
SKU	SKU	SKU	SKU	**d1 [mm]**	**le1 [mm]**	**L [mm]**	**z1 [mm]**	**z2 [mm]**
E40011T	E400136T	E40017T	E40021T	**400**	300	1000	500	500
E45011T	E450136T	E45017T	E45021T	**450**	300	1050	525	525
E50011T	E500136T	E50017T	E50021T	**500**	350	1200	600	600
E56011T	E560136T	E56017T	E56021T	**560**	350	1260	630	630
E63011T	E630136T	E63017T	E63021T	**630**	350	1330	665	665
E71011T	E710136T	E71017T	E71021T	**710**	350	1410	705	705
E80011T	E800136T	E80017 T	E80021T	**800**	350	1500	750	750

Additional materials, dimensions and working pressures are available upon request.

Tolerance +/- 2°

$$\text{Wall thickness} = \frac{\text{Outer diameter}}{\text{SDR}}$$

Fabricated Cross

90°

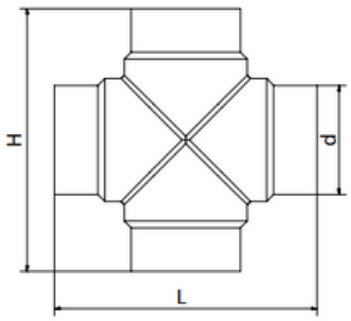

Features:

Material: HDPE
SDR: 11, 13.6, 17, 21
Standard: ISO4427, EN12201
Diameters: 400 to 800 mm
Uses: Piping systems in industry and infrastructure.

ƒB = o.6

SDR11	SDR13.6	SDR17	SDR21			
SKU	SKU	SKU	SKU	**d1 [mm]**	**le1 [mm]**	**L [mm]**
E40011X	E400136X	E40017X	E40021X	**400**	940	1000
E45011X	E450136X	E45017X	E45021X	**450**	1000	1050
E50011X	E500136X	E50017X	E50021X	**500**	1120	1200
E56011X	E560136X	E56017X	E56021X	**560**	1250	1260
E63011X	E630136X	E63017X	E63021X	**630**	1380	1330
E71011X	E710136X	E71017X	E71021X	**710**	1540	1410
E80011X	E800136X	E80017X	E80021X	**800**	1700	1500

Additional materials, dimensions and working pressures are available upon request.

Tolerance +/- 2°

$$\text{Wall thickness} = \frac{\text{Outer diameter}}{\text{SDR}}$$

A.A.H PLAST LTD

Plastic & F.R.P works for industry

Pipe Fittings

Reducer, Stubend, Flange

© All rights reserved A.A.H. Plast Ltd.

Reducer

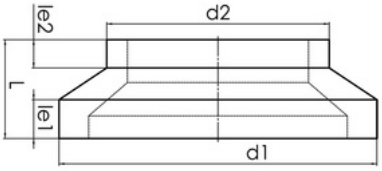

Features:

Material: HDPE
SDR:11, 17, 21
Standard: ISO4427,EN12201
Diameters: 355 to 800 mm
Uses: Piping systems in industry and infrastructure.

SDR11	SDR17	SDR21					
SKU	SKU	SKU	**d1 [mm]**	**d2 [mm]**	**le1 [mm]**	**le2 [mm]**	**L [mm]**
EE35522511	EE35522517	EE35522521	**355**	**225**	57	40	140
EE35525011	EE35525017	EE35525021	**355**	**250**	54	40	130
EE35528011	EE35528017	EE35528021	**355**	**280**	53	40	120
EE35531511	EE35531517	EE35531521	**355**	**315**	53	40	110
EE40022511	EE40022517	EE40022521	**400**	**225**	64	40	160
EE40025011	EE40025017	EE40025021	**400**	**250**	61	40	150
EE40028011	EE40028017	EE40028021	**400**	**280**	60	40	140
EE40031511	EE40031517	EE40031521	**400**	**315**	50	40	120
EE40035511	EE40035517	EE40035521	**400**	**355**	51	40	110
EE45028011	EE45028017	EE45028021	**450**	**280**	65	40	160
EE45031511	EE45031517	EE45031521	**450**	**315**	55	40	140
EE45035511	EE45035517	EE45035521	**450**	**355**	57	40	130
EE45040011	EE45040017	EE45040021	**450**	**400**	60	40	120
EE50031511	EE50031517	EE50031521	**500**	**315**	71	40	170
EE50035511	EE50035517	EE50035521	**500**	**355**	62	40	150
EE50040011	EE50040017	EE50040021	**500**	**400**	65	40	140
EE50045011	EE50045017	EE50045021	**500**	**450**	60	40	120

SDR11	SDR17	SDR21					
SKU	SKU	SKU	**d1 [mm]**	**d2 [mm]**	**le1 [mm]**	**le2 [mm]**	**L [mm]**
EE56035511	EE56035517	EE56035521	**560**	**355**	65	40	170
EE56040011	EE56040017	EE56040021	**560**	**400**	68	40	160
EE56045011	EE56045017	EE56045021	**560**	**450**	62	40	140
EE56050011	EE56050017	EE56050021	**560**	**500**	67	40	130
EE63040011	EE63040017	EE63040021	**630**	**400**	78	40	190
EE63045011	EE63045017	EE63045021	**630**	**450**	72	40	170
EE63050011	EE63050017	EE63050021	**630**	**500**	67	40	150
EE63056011	EE63056017	EE63056021	**630**	**560**	64	40	130
EE71050011	EE71050017	EE71050021	**710**	**500**	84	40	190
EE71056011	EE71056017	EE71056021	**710**	**560**	81	40	170
EE71063011	EE71063017	EE71063021	**710**	**630**	71	40	140
EE80056011	EE80056017	EE80056021	**800**	**560**	85	40	200
EE80063011	EE80063017	EE80063021	**800**	**630**	85	40	180
EE80071011	EE80071017	EE80071021	**800**	**710**	78	40	150

Additional materials, dimensions and working pressures are available upon request.

Tolerance +/- 2°

$$\text{Wall thickness} = \frac{\text{Outer diameter}}{\text{SDR}}$$

Stubend

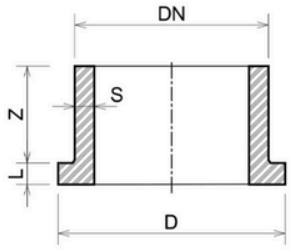

Features:

Material: HDPE
SDR: 11
Standard: ISO4427, EN12201
Diameters: 32 to 225 mm
Uses: Piping systems in industry and infrastructure.

SDR11

SKU	DN [mm]	S [mm]	L [mm]	Z [mm]
F3211	**32**	2.9	10	40
F5011	**50**	4.6	12	38
F6311	**63**	3	15	35
F9011	**90**	8.2	17	63
F11011	**110**	10	18	62
F16011	**160**	14.6	25	55
F20011	**200**	18.2	32	63
F22511	**225**	20.5	32	63

*Additional materials, dimensions and working pressures are available upon request.

Slip-on Flange

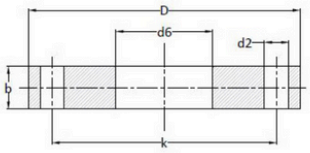

Features:

Material: Steel coated HDPE
Standard: ASA-150
Diameters: 32 to 280 mm
Uses: Piping systems, adapters for connecting pipes using flanges.

SKU	Pipe diameter	D [mm]	K [mm]	d6 [mm]	b [mm]	b2 [mm]	Number of holes
SF3211	**32**	108	79	43	16	16	4
SF5011	**50**	127	98.4	63	18	16	4
SF6311	**63**	152	121	80	18	19	4
SF9011	**90**	190	152	110	20	19	4
SF11011	**110**	230	190	134	20	19	8
SF16011	**160**	285	241	180	26	22.2	8
SF20011	**200**	343	298	238	26	22.2	8
SF22511	**225**	343	298	238	26	22.2	8
SF25011	**250**	406	362	290	30	25.4	12
SF28011	**280**	406	362	305	30	25.4	12

*Additional materials, dimensions and working pressures are available upon request.

© A.A.H Plast LTD

Contact information

A.A.H. Plast Ltd.

HaZorea, Emek Sara, Beer Sheva 18
Phone: 08-6235745
www.aahplast.com

Hours of operation
Days Sun-Thu
16:00 - 07:00

A.A.H Plast LTD.

Plastic and F.R.P works for industry